



6XX-OB-ME




OPEN BACK

6XX-OB-BE




BARRIER ENDS

6XX-OB-BEME




MOUNTING END
BARRIER END

6XX-OB-ME-PC




PC-PRINTED CIRCUIT
MOUNTING END

6XX-OB-BE-PC




PC-PRINTED CIRCUIT
BARRIER END

6XX-OB-ME-L




L-SOLDER PIN
MOUNTING END

6XX-OB-BE-L




L-SOLDER
BARRIER END

6XX-OB-ME-LWW




LWW-WIRE WRAP
MOUNTING END

6XX-OB-BE-LWW




LWW-WIRE WRAP
BARRIER END

6XX-OB-ME-QC




**QC-QUICK CONNECT
MOUNTING END**

6XX-OB-BE-QC




**QC-QUICK CONNECT
BARRIER END**

**6XX-OB-ME-RA
6XX-OB-BE-RA**




**RA-RIGHT ANGLE BARRIER END
OR MOUNTING END**

6XX-IB-ME-L




**L-SOLDER INSULATED BASE
MOUNTING END**

6XX-IB-BE-L




**L-SOLDER INSULATED BASE
BARRIER END**

6XX-IB-BE-QC




**QC-QUICK CONNECT INSULATED
BASE BARRIER END**

6XX-IB-ME-LWW




**LWW-WIRE WRAP INSULATED
BASE MOUNTING END**

6XX-IB-BE-LWW



**LWW-WIRE WRAP INSULATED
BASE BARRIER END**

6XX-IB-ME-QC



**QC-QUICK CONNECT INSULATED
BASE MOUNTING END**