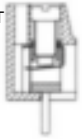


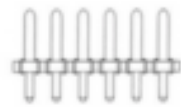







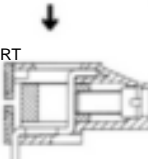


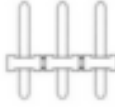

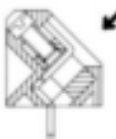
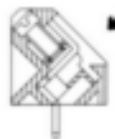
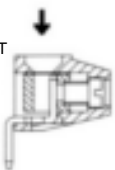




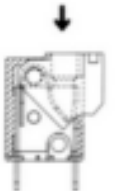




PRINTED CIRCUIT MOUNT TERMINAL BLOCKS

PCB, PLUGGABLE & SCREWLESS

[CLICK ON SERIES TO VIEW CATALOG PAGE](#)

<p>SERIES 300: 5mm or 10mm</p> <p>FRONT WIRE INLET SCREW ON TOP MACHINED TYPE INSERT</p>  <p>Current: 16A Voltage: 250V</p>	<p>SERIES 301: 5mm or 10mm</p> <p>FRONT WIRE INLET SCREW ON TOP MACHINED TYPE INSERT</p>  <p>Current: 16A Voltage: 250V</p>	<p>SERIES 355: 3.5mm or 7.0mm</p> <p>FRONT WIRE INLET SCREW ON TOP PLUGGABLE 3.5MM OR 7.0MM</p>  <p>Current: 6A Voltage: 250V</p>	<p>SERIES 356 HEADER 3.5mm or 7.0mm</p> 
<p>SERIES 305: 5mm or 10mm</p> <p>FRONT WIRE INLET SCREW ON TOP STAMPING TYPE INSERT</p>  <p>Current: 16A Voltage: 250V</p>	<p>SERIES 306: 5mm or 10mm</p> <p>FRONT WIRE INLET SCREW ON TOP STAMPING TYPE INSERT</p>  <p>Current: 16A Voltage: 250V</p>	<p>SERIES 360: 7.5mm or 15mm</p> <p>FRONT WIRE INLET SCREW ON TOP MACHINED TYPE INSERT</p>  <p>Current: 16A Voltage: 250V</p>	<p>SERIES 365: 7.5mm or 15mm</p> <p>FRONT WIRE INLET SCREW ON TOP MACHINED TYPE INSERT</p>  <p>Current: 16A Voltage: 250V</p>
<p>SERIES 308: 2.54mm or 5.08mm</p> <p>FRONT WIRE INLET SCREW ON TOP MACHINED TYPE INSERT</p>  <p>Current: 8A Voltage: 250V</p>	<p>SERIES 310: 5mm or 10mm</p> <p>FRONT WIRE INLET SCREW ON TOP MACHINED TYPE INSERT</p>  <p>Current: 16A Voltage: 250V</p>	<p>SERIES 370: 5mm or 10mm</p> <p>FRONT WIRE INLET SCREW ON TOP MACHINED TYPE INSERT</p>  <p>Current: 20A Voltage: 250V</p>	<p>SERIES 371: 5mm or 10mm</p> <p>TOP WIRE INLET SCREW IN FRONT MACHINED TYPE INSERT</p>  <p>Current: 20A Voltage: 250V</p>
<p>SERIES 311: 5mm or 10mm</p> <p>TOP WIRE INLET SCREW IN FRONT MACHINED TYPE INSERT</p>  <p>Current: 16A Voltage: 250V</p>	<p>SERIES 320: 5mm or 10mm</p> <p>FRONT WIRE INLET SCREW ON TOP PLUGGABLE 3.5MM OR 7.0MM</p>  <p>Current: 16A Voltage: 250V</p>	<p>SERIES 321 HEADER 5mm or 10mm</p>  <p>SERIES 375: 5mm or 10mm</p> <p>FRONT WIRE INLET SCREW ON TOP MACHINED TYPE INSERT</p>  <p>Current: 20A Voltage: 250V</p>	
<p>SERIES 330: 5mm or 10mm</p> <p>45° WIRE INLET STAMPING TYPE INSERT</p>  <p>Current: 16A Voltage: 250V</p>	<p>SERIES 335: 5mm or 10mm</p> <p>45° WIRE INLET STAMPING TYPE INSERT</p>  <p>Current: 16A Voltage: 250V</p>	<p>SERIES 376: 5mm or 10mm</p> <p>TOP WIRE INLET SCREW ON FRONT MACHINED TYPE INSERT</p>  <p>Current: 20A Voltage: 250V</p>	<p>SERIES 385: 5mm or 10mm</p> <p>SCREWLESS, PUSH BUTTON TYPE STAMPING TYPE INSERT</p>  <p>Current: 8A Voltage: 250V</p>
<p>SERIES 340: 3.8mm or 7.62mm</p> <p>TOP WIRE INLET SCREW ON TOP MACHINED TYPE INSERT</p>  <p>Current: 10A Voltage: 250V</p>	<p>SERIES 350: 3.5mm or 7mm</p> <p>TOP WIRE INLET SCREW ON TOP MACHINED TYPE INSERT</p>  <p>Current: 10A Voltage: 250V</p>	<p>SERIES 390: 5mm or 10mm</p> <p>SCREWLESS, PUSH BUTTON TYPE</p>  <p>Current: 8A Voltage: 250V</p>	<p>SERIES 391: 5mm or 10mm</p> <p>FRONT WIRE INLET SCREW ON TOP MACHINED TYPE INSERT</p>  <p>Current: 16A Voltage: 250V</p>

PLUGGABLE TERMINAL BLOCK



Terminal Blocks For PC-Boards - Machined Type Insert
 Front Wire Inlet - Screw On Top
 Spacing 3.5mm or 7.0mm



Series: 350

Technical Data

Materials (block)

- Contact: Brass (Cu Zn)
 - (metal housing) CuNi, Tin Plate
 - Terminal screw: Steel galvanized & Chromated
 - Wire Guard Cu Sn 6
 - Surface of Solder Tail: Tin Plated
 - insulator Body Poly Butylene
 - (housing) Terephthlene PBT (30% Glass Filled)
- (UL94V-0)

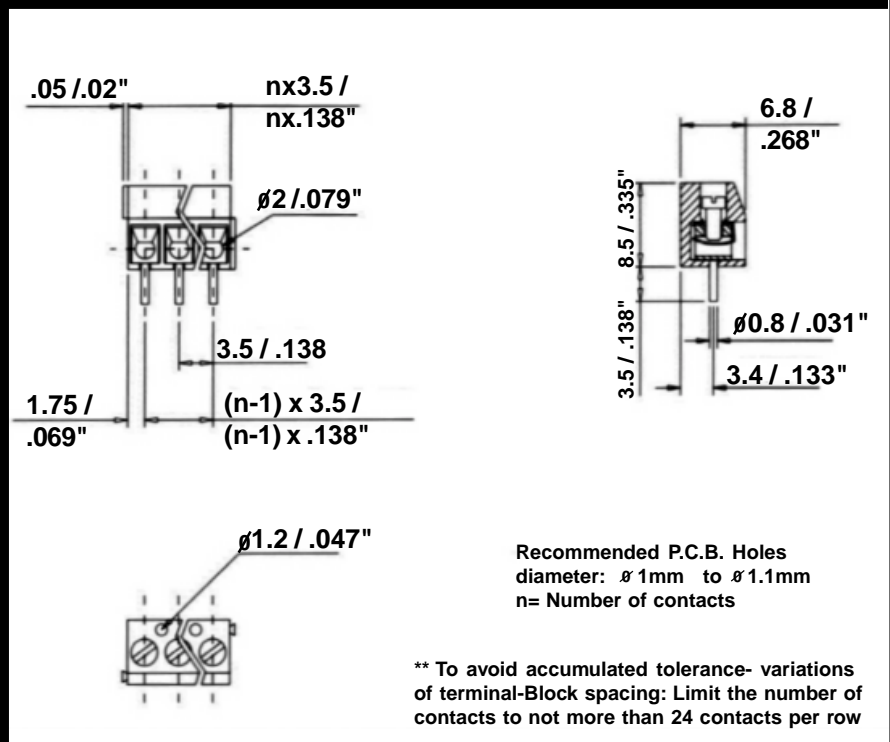

Electrical

- Current rating: 10Amp
- Resistance to Tracking: 5M ohm
- Dielectric Strength: 2000V
- Insulation Withstanding Voltage: AC 1500V/Min
- Rated Voltage: 250V
- Rated Cross range With wire guard: 0.5mm²
- Without Wire guard: 1.0mm²
- AWG: 22-18
- Stripping Length: 4.5 - 5mm

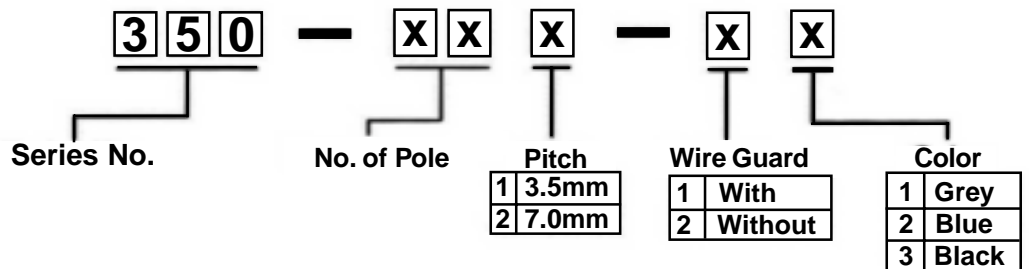
Mechanical

- Operating Temp: -30°C +120°C
- Short time Peak Temp: +200°max

All Specifications can change without notice



How To Order





Terminal Blocks For PC-Boards - Puggable with PC Header

Series: 320 & 321

Front Wire Inlet - Screw On Top
Spacing 5mm or 10mm



Technical Data
Materials (block)

- Contact: Brass (Cu Zn)
- (metal housing) CuNi, Tin Plate
- Terminal screw: Steel galvanized & Chromitized
- Cu Sn 6
- Wire Guard
- Surface of Solder Tail: Tin Plated
- insulator Body (housing): Poly Butylene Terephthlene PBT (30% Glass Filled) (UL94V-0)

Electrical

- Current rating: 6 Amp
- Resistance to Tracking: 5M ohm
- Dielectric Strength: 2500V
- Insulation Withstanding Voltage: AC 1500V/Min
- Rated Voltage: 250V
- Rated Cross section: 1.5mm²
- Rated Cross range: 0.5mm²
- AWG: 28-16
- Stripping Length: 4. - 4.5mm


Mechanical

- Operating Temp: -30°C +120°C
- Short time Peak Temp: +200°max

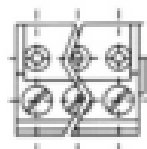
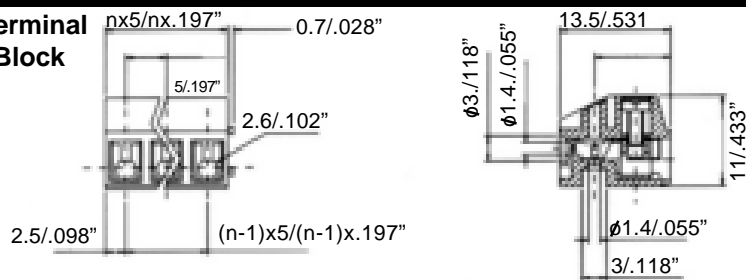
Material: Pin and strips (header)

- Pins: Brass, Nickel and Tin plated
- Insulator Body: Nylon 6.6

All Specifications can change without notice

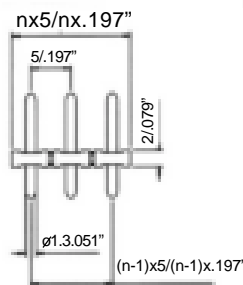


Terminal Block



Pin Header Strip

Recommended PC.B. Holes diameter: 1mm to 1.1mm
n= Number of contacts



** To avoid accumulated tolerance-variations of terminal-Block spacing: Limit the number of contacts to not more than 24 contacts per row

Terminal Block



How to order

Series No.

No. of Pole

Pitch

1	5mm
2	10mm

Wire Guard

1	With
2	Without

1	Grey
2	Blue
3	Black

Header



MARCO

Series: 300

Terminal Blocks For PC-Boards - Machined Type Insert Front Wire Inlet - Screw On Top Spacing 5mm or 10mm

Back to index

Technical Data Materials (block)

- Contact: Brass (Cu Zn)
- (metal housing) CuNi, Tin Plate
- Terminal screw: Steel galvanized & Chromitized
- Wire Guard Cu Sn 6
- Surface of Solder Tail: Tin Plated
- insulator Body (housing) Poly Butylene Terephthlene PBT (30% Glass Filled) (UL94V-0)

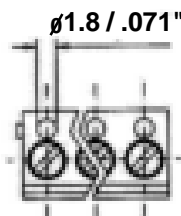
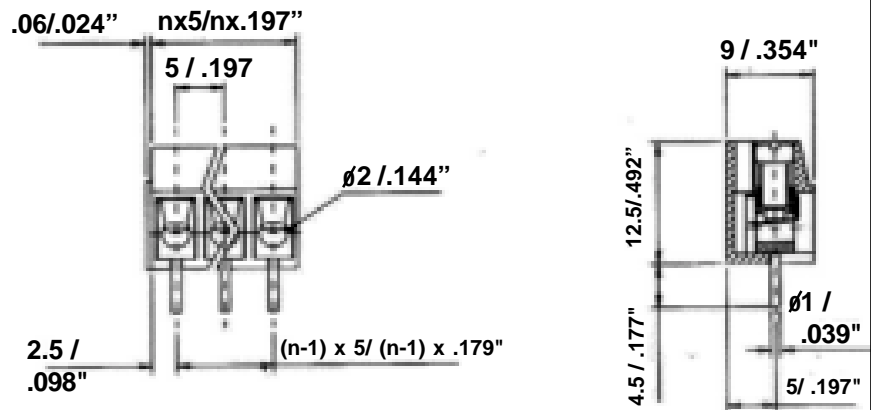

Electrical

- Current rating: 16Amp
- Resistance to Tracking: 5M ohm
- Dielectric Strength: 2500V
- Insulation Withstanding Voltage: AC 1500V/Min
- Rated Voltage: 250V
- Rated Cross section: 2.5mm²
- Rated Cross range: 2.5mm²
- Without Wire guard: 4.0mm
- AWG: 22-14
- Stripping Length: 4.5 - 5mm

Mechanical

- Operating Temp: -30°C +120°C
- Short time Peak Temp: +200°max

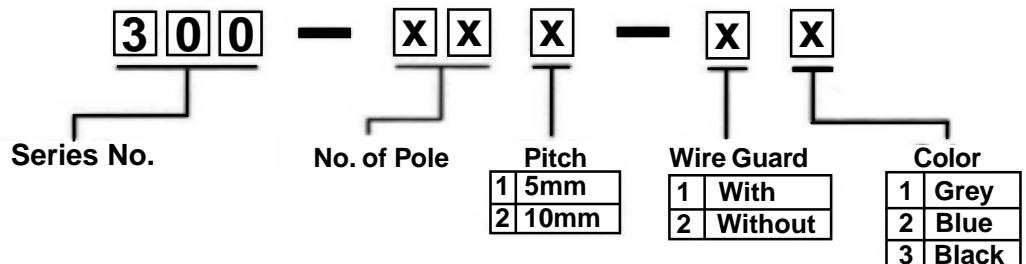
All Specifications can change without notice



Recommended P.C.B. Holes diameter: ø1mm to ø1.1mm
n= Number of contacts

** To avoid accumulated tolerance- variations of terminal-Block spacing: Limit the number of contacts to not more than 24 contacts per row

How To Order



MARCO


Series: 301

Terminal Blocks For PC-Boards - Machined Type Insert Front Wire Inlet - Screw On Top Spacing 5mm or 10mm



Technical Data Materials (block)

- Contact: Brass (Cu Zn)
(metal housing) CuNi, Tin Plate
- Terminal screw: Steel galvanized & Chromatized
Cu Sn 6
- Wire Guard
- Surface of Solder Tail: Tin Plated
- insulator Body (housing): Poly Butylene Terephthlene
PBT (30% Glass Filled) (UL94V-0)



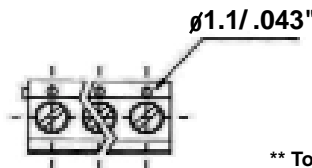
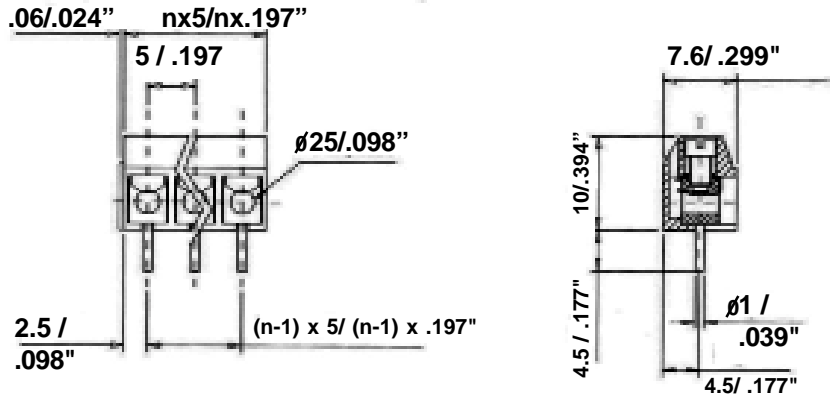
Electrical

- Current rating: 16Amp
- Resistance to Tracking: 5M ohm
- Dielectric Strength: 2500V
- Insulation Withstanding Voltage: AC 1500V/Min
- Rated Voltage: 250V
- Rated Cross section: 1.5mm²
- Rated Cross range With wire guard: 1.5mm²
- Without Wire guard: 2.5mm²
- AWG: 22-14
- Stripping Length: 4.5 - 5mm

Mechanical

- Operating Temp: -30°C +120°C
- Short time Peak Temp: +200°max

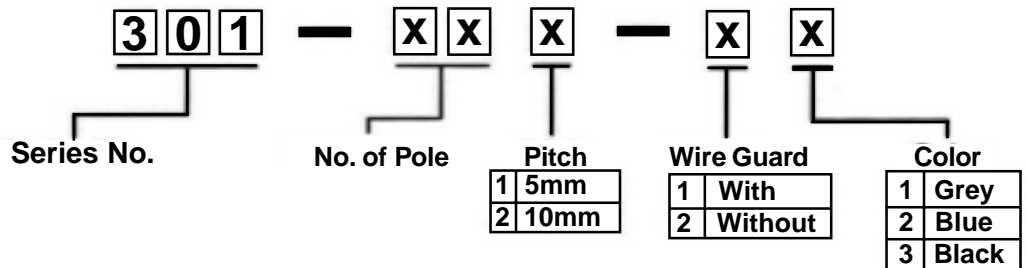
All Specifications can change without notice



Recommended P.C.B. Holes diameter: ø1mm to ø1.1mm
n= Number of contacts

** To avoid accumulated tolerance- variations of terminal-Block spacing: Limit the number of contacts to not more than 24 contacts per row

How To Order





Terminal Blocks For PC-Boards - Puggable with PC Header

Series: 355 & 356

Front Wire Inlet - Screw On Top
Spacing 3.5mm or 7.0mm



Technical Data

Materials (block)

- Contact: Brass (Cu Zn)
- (metal housing) CuNi, Tin Plate
- Terminal screw: Steel galvanized & Chromitized
- Wire Guard Cu Sn 6
- Surface of Solder Tail: Tin Plated
- Insulator Body Nylon 6.6
- (housing) (UL94V-0)

Electrical

- Current rating: 6 Amp
- Resistance to Tracking: 5M ohm
- Dielectric Strength: 2500V
- Insulation Withstanding Voltage: AC 1500V/Min
- Rated Voltage: 250V
- Rated Cross section: 1.5mm²
- Rated Cross range: 0.5mm²
- AWG: 28-16
- Stripping Length 4. - 4.5mm


Mechanical

- Operating Temp: -30°C +120°C
- Short time Peak Temp +200°max

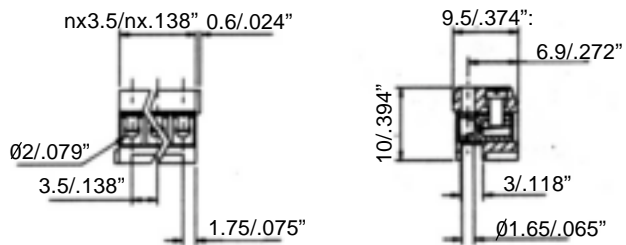
Material: Pin and strips (header)

- Pins: Brass, Nickel and Tin plated
- Insulator Body: Nylon 6.6

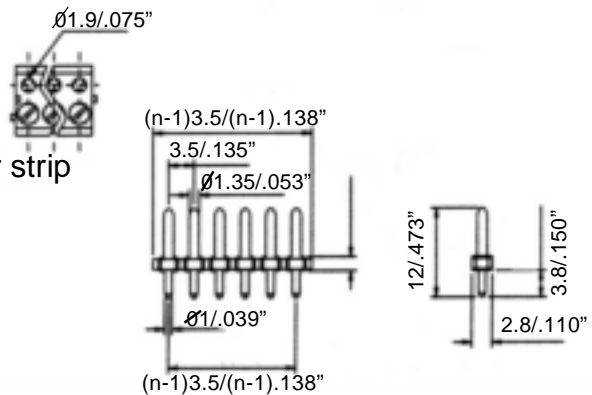
All Specifications can change without notice



Terminal Block



Pin Header strip



Terminal Block



How to order

Series No.

No. of Pole

Pitch

1	3.5mm
2	7.0mm

Wire Guard

1	With
2	Without

1	Grey
2	Blue
3	Black

Header



MARCO • 2001-43 SOUTH 29TH STREET • PHILADELPHIA., PA. 19145
 PH: 215.463.2332 • FAX: 215.334.4990 • EMAIL: MARCOMANUF@AOL.COM
 WEB SITE: WWW.MARCOMANUF.COM

MARCO

Series: 305


Terminal Blocks For PC-Boards - Machined Type Insert Front Wire Inlet - Screw On Top Spacing 5mm or 10mm



Technical Data

Materials (block)

- Contact: Brass (Cu Zn)
- (metal housing) CuNi, Tin Plate
- Terminal screw: Steel galvanized & Chromatized
- Wire Guard Cu Sn 6
- Surface of Solder Tail: Tin Plated
- insulator Body (housing) Poly Butylene Terephthlene PBT (30% Glass Filled) (UL94V-0)



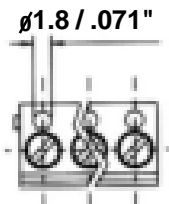
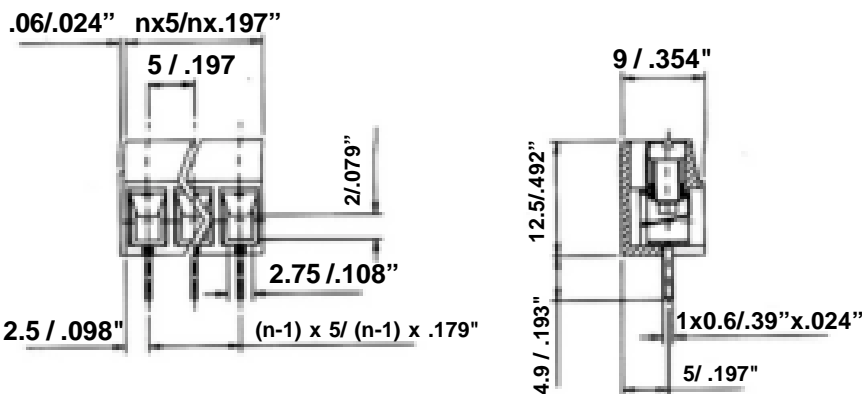
Electrical

- Current rating: 16Amp
- Resistance to Tracking: 5M ohm
- Dielectric Strength: 2500V
- Insulation Withstanding Voltage: AC 1500V/Min
- Rated Voltage: 250V
- Rated Cross section: 2.5mm²
- Rated Cross range With wire guard: 2.5mm²
- Without Wire guard: 4.0mm²
- AWG: 22-14
- Stripping Length: 4.5 - 5mm

Mechanical

- Operating Temp: -30°C +120°C
- Short time Peak Temp: +200°max

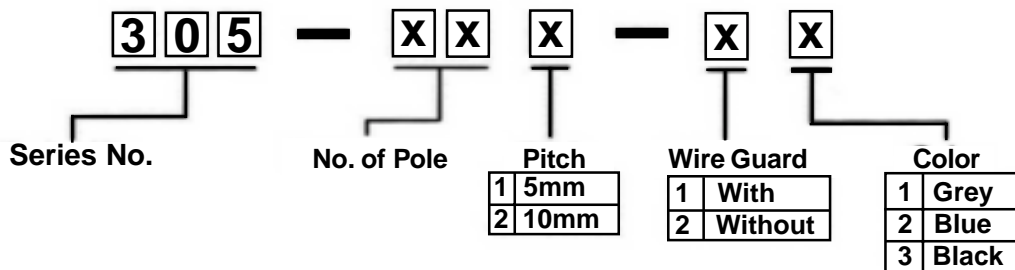
All Specifications can change without notice



Recommended P.C.B. Holes diameter: ϕ 1mm to ϕ 1.1mm
n= Number of contacts

** To avoid accumulated tolerance- variations of terminal-Block spacing: Limit the number of contacts to not more than 24 contacts per row

How To Order





Terminal Blocks For PC-Boards - Machined Type Insert Front Wire Inlet - Screw On Top Spacing 5mm or 10mm



Series: 306

Technical Data

Materials (block)

- Contact: Brass (Cu Zn)
- (metal housing) CuNi, Tin Plate
- Terminal screw: Steel galvanized & Chromitized
- Wire Guard Cu Sn 6
- Surface of Solder Tail: Tin Plated
- insulator Body: Poly Butylene Terephthlene
- (housing) PBT (30% Glass Filled) (UL94V-0)

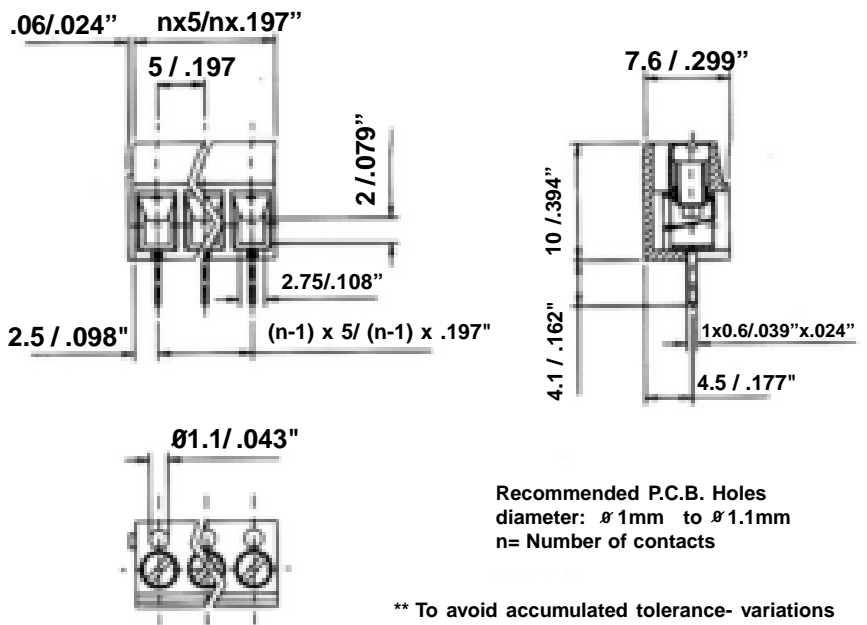

Electrical

- Current rating: 16Amp
- Resistance to Tracking: 5M ohm
- Dielectric Strength: 2500V
- Insulation Withstanding Voltage: AC 1500V/Min
- Rated Voltage: 250V
- Rated Cross section: 2.5mm²
- Rated Cross range With wire guard: 2.5mm²
- Without Wire guard: 4.0mm
- AWG: 22-14
- Stripping Length: 4.5 - 5mm

Mechanical

- Operating Temp: -30°C +120°C
- Short time Peak Temp +200°max

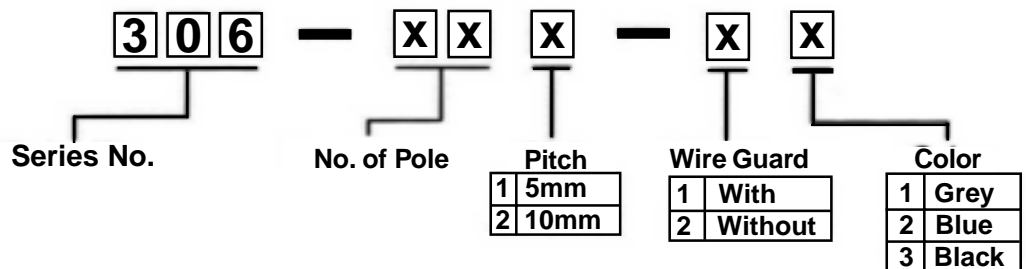
All Specifications can change without notice



Recommended P.C.B. Holes diameter: Ø1mm to Ø1.1mm
n= Number of contacts

** To avoid accumulated tolerance- variations of terminal-Block spacing: Limit the number of contacts to not more than 24 contacts per row

How To Order



MARCO

Series: 330

Terminal Blocks For PC-Boards - Stamping Type Insert 45° InletType Spacing 5mm or 10mm



Technical Data

Materials (block)

- Contact: Brass (Cu Zn)
- (metal housing) CuNi, Tin Plate
- Terminal screw: Steel galvanized & Chromatized
- Wire Guard Cu Sn 6
- Surface of Solder Tail: Tin Plated
- insulator Body Poly Butylene Terephthlene
- (housing) PBT (30% Glass Filled) (UL94V-0)

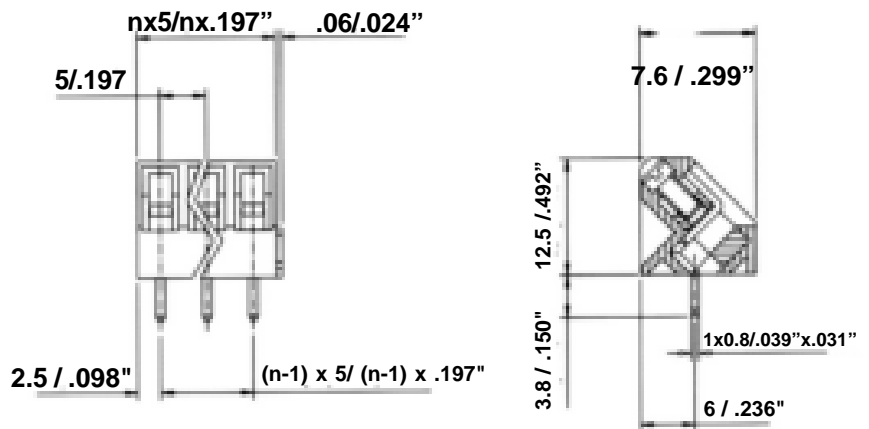

Electrical

- Current rating: 16Amp
- Resistance to Tracking: 5M ohm
- Dielectric Strength: 2500V
- Insulation Withstanding Voltage: AC 1500V/Min
- Rated Voltage: 250V
- Rated Cross section: 1.5mm²
- Rated Cross range: 0.5-1.5mm²
- AWG: 22-14
- Stripping Length: 6 - 6.5mm

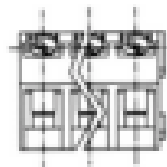
Mechanical

- Operating Temp: -30°C +120°C
- Short time Peak Temp +200°max

All Specifications can change without notice

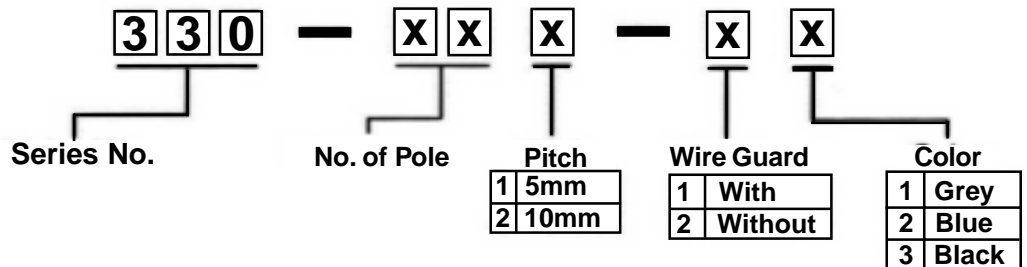


Recommended P.C.B. Holes diameter: \varnothing 1mm to \varnothing 1.1mm
n= Number of contacts



** To avoid accumulated tolerance- variations of terminal-Block spacing: Limit the number of contacts to not more than 24 contacts per row

How To Order



MARCO • 2001-43 SOUTH 29TH STREET • PHILADELPHIA., PA. 19145
 PH: 215.463.2332 • FAX: 215.334.4990 • EMAIL: MARCOMANUF@AOL.COM
 WEB SITE: WWW.MARCOMANUF.COM



Terminal Blocks For PC-Boards - Machined Type Insert Front Wire Inlet - Screw On Top Spacing 7.5mm or 15mm



Series: 360

Technical Data

Materials (block)

- Contact: Brass (Cu Zn)
- (metal housing) CuNi, Tin Plate
- Terminal screw: Steel galvanized & Chromated
- Wire Guard Cu Sn 6
- Surface of Solder Tail: Tin Plated
- Insulator Body: Poly Butylene Terephthlene
- (housing) PBT (30% Glass Filled) (UL94V-0)

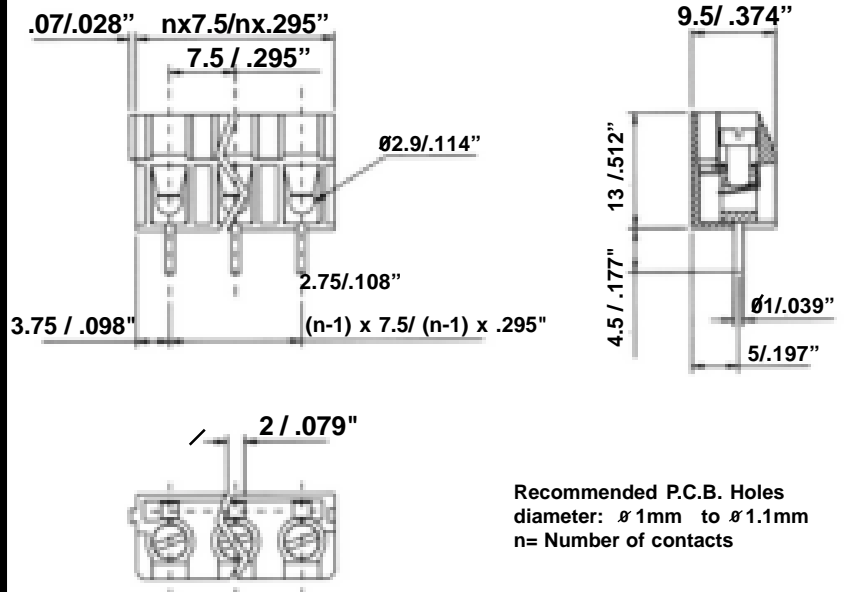

Electrical

- Current rating: 16Amp
- Resistance to Tracking: 5M ohm
- Dielectric Strength: 2500V
- Insulation Withstanding Voltage: AC 1500V/Min
- Rated Voltage: 250V
- Rated Cross section: 2.5mm²
- Rated Cross range With wire guard: 2.5mm²
- Without Wire guard: 4.0mm
- AWG: 22-14
- Stripping Length: 4.5 - 5mm

Mechanical

- Operating Temp: -30°C +120°C
- Short time Peak Temp: +200°max

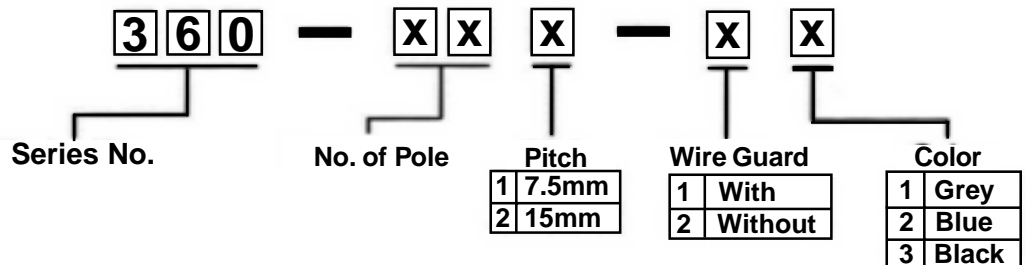
All Specifications can change without notice



Recommended P.C.B. Holes diameter: Ø1mm to Ø1.1mm
n= Number of contacts

** To avoid accumulated tolerance- variations of terminal-Block spacing: Limit the number of contacts to not more than 24 contacts per row

How To Order





Terminal Blocks For PC-Boards - Machined Type Insert Front Wire Inlet - Screw On Top Spacing 7.5mm or 15mm



Series: 365

Technical Data

Materials (block)

- Contact: Brass (Cu Zn)
- (metal housing) CuNi, Tin Plate
- Terminal screw: Steel galvanized & Chromitized
- Wire Guard Cu Sn 6
- Surface of Solder Tail: Tin Plated
- insulator Body Poly Butylene Terephthlene
- (housing) PBT (30% Glass Filled) (UL94V-0)

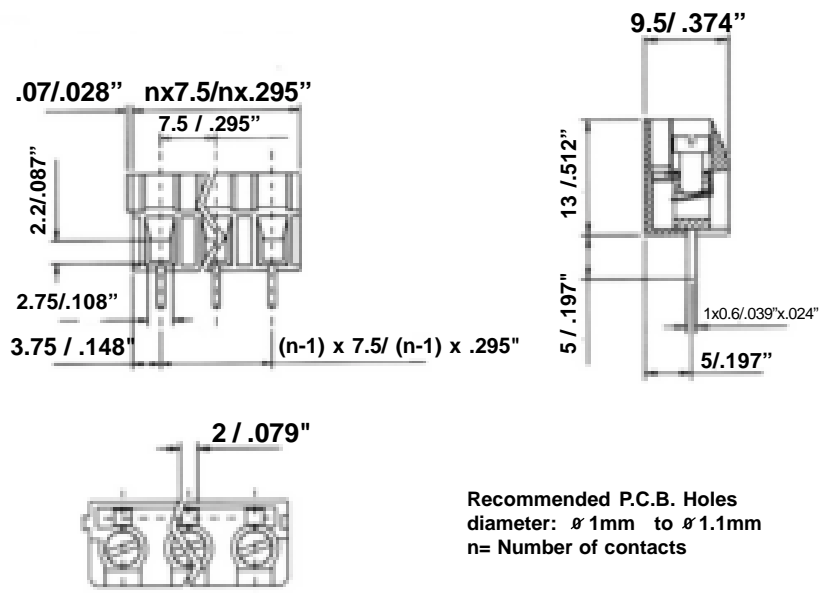

Electrical

- Current rating: 16Amp
- Resistance to Tracking: 5M ohm
- Dielectric Strength: 2500V
- Insulation Withstanding Voltage: AC 1500V/Min
- Rated Voltage: 250V
- Rated Cross section: 2.5mm²
- Rated Cross range With wire guard: 2.5mm²
- Without Wire guard: 4.0mm²
- AWG: 22-14
- Stripping Length: 4.5 - 5mm

Mechanical

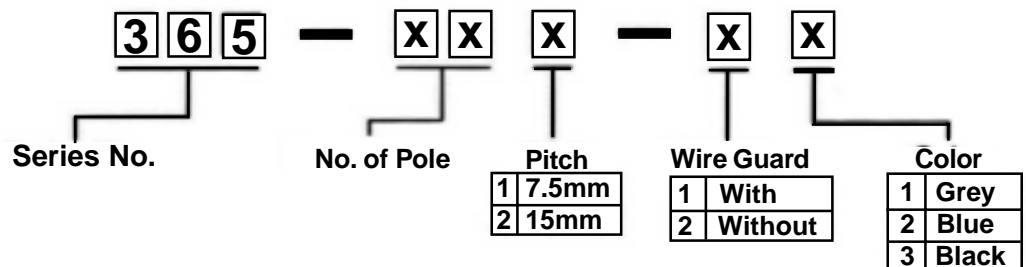
- Operating Temp: -30°C +120°C
- Short time Peak Temp +200°max

All Specifications can change without notice



** To avoid accumulated tolerance- variations of terminal-Block spacing: Limit the number of contacts to not more than 24 contacts per row

How To Order



MARCO

Terminal Blocks For PC-Boards - Machined Type Insert Front Wire Inlet - Screw On Top Spacing 2.54mm or 5.08mm

Back to
index

Series: 308

Technical Data

Materials (block)

- Contact: Brass (Cu Zn)
- (metal housing) CuNi, Tin Plate
- Terminal screw: Steel galvanized & Chromatized
- Wire Guard Cu Sn 6
- Surface of Solder Tail: Tin Plated
- insulator Body Nylon 6.6
- (housing) (UL94V-0)

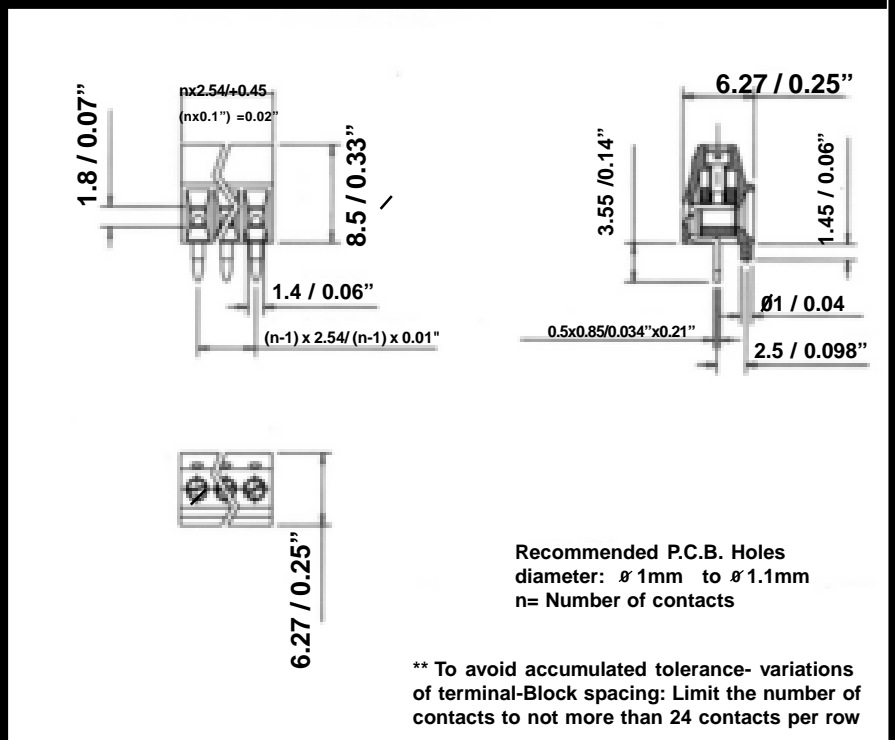

Electrical

- Current rating: 8Amp
- Resistance to Tracking: 5M ohm
- Dielectric Strength: 2500V
- Insulation Withstanding Voltage: AC 1500V/Min
- Rated Voltage: 250V
- Rated Cross section: 1.0mm²
- Rated Cross range: 0.5-1.5mm²
- AWG: 22-14
- Stripping Length: 3.7-4.7mm

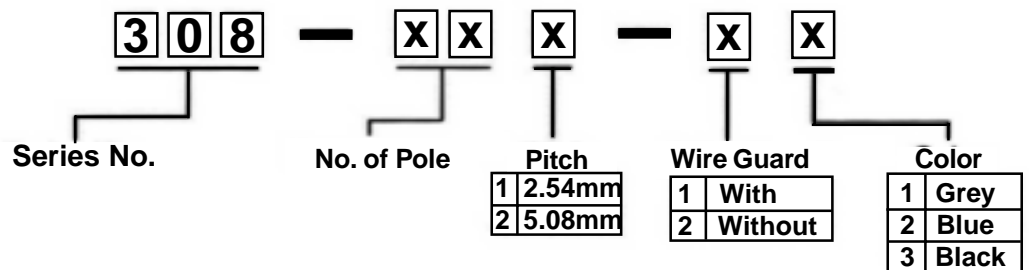
Mechanical

- Operating Temp: -30°C +120°C
- Short time Peak Temp +200°max

All Specifications can change without notice



How To Order



MARCO • 2001-43 SOUTH 29TH STREET • PHILADELPHIA., PA. 19145
 PH: 215.463.2332 • FAX: 215.334.4990 • EMAIL: MARCOMANUF@AOL.COM
 WEB SITE: WWW.MARCOMANUF.COM



Terminal Blocks For PC-Boards - Machined Type Insert Front Wire Inlet - Screw On Top Spacing 5mm or 10mm



Series: 310

Technical Data

Materials (block)

- Contact: Brass (Cu Zn)
- (metal housing) CuNi, Tin Plate
- Terminal screw: Steel galvanized & Chromatized
- Wire Guard Cu Sn 6
- Surface of Solder Tail: Tin Plated
- insulator Body (housing) Poly Butylene Terephthlene PBT (30% Glass Filled) (UL94V-0)

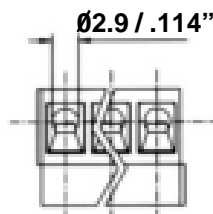
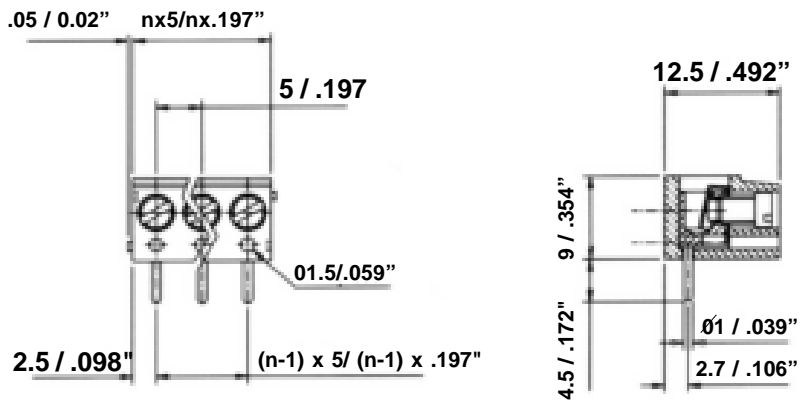

Electrical

- Current rating: 16Amp
- Resistance to Tracking: 5M ohm
- Dielectric Strength: 2500V
- Insulation Withstanding Voltage: AC 1500V/Min
- Rated Voltage: 250V
- Rated Cross section: 2.5mm²
- Rated Cross range With wire guard: 2.5mm²
- Without Wire guard: 4.0mm²
- AWG: 22-14
- Stripping Length: 4.5 - 5mm

Mechanical

- Operating Temp: -30°C +120°C
- Short time Peak Temp +200°max

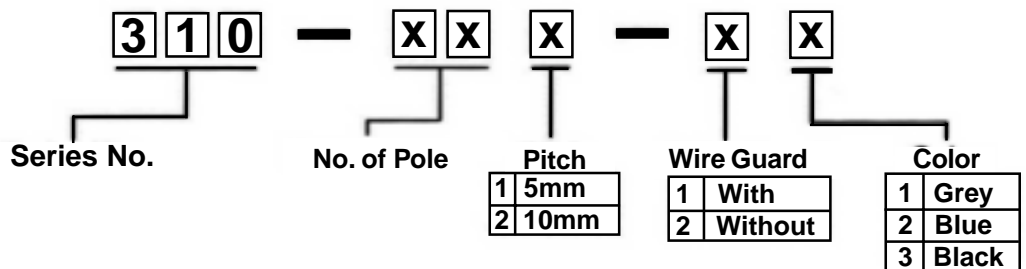
All Specifications can change without notice



Recommended P.C.B. Holes diameter: $\emptyset 1\text{mm}$ to $\emptyset 1.1\text{mm}$
 n= Number of contacts

** To avoid accumulated tolerance- variations of terminal-Block spacing: Limit the number of contacts to not more than 24 contacts per row

How To Order





Terminal Blocks For PC-Boards - Machined Type Insert

Front Wire Inlet - Screw On Top

Spacing 5mm or 10mm



Series: 311

Technical Data

Materials (block)

- Contact: Brass (Cu Zn)
- (metal housing) CuNi, Tin Plate
- Terminal screw: Steel galvanized & Chromatized
- Wire Guard Cu Sn 6
- Surface of Solder Tail: Tin Plated
- insulator Body Poly Butylene
- (housing) Terephthlene
- PBT (30% Glass Filled)
- (UL94V-0)

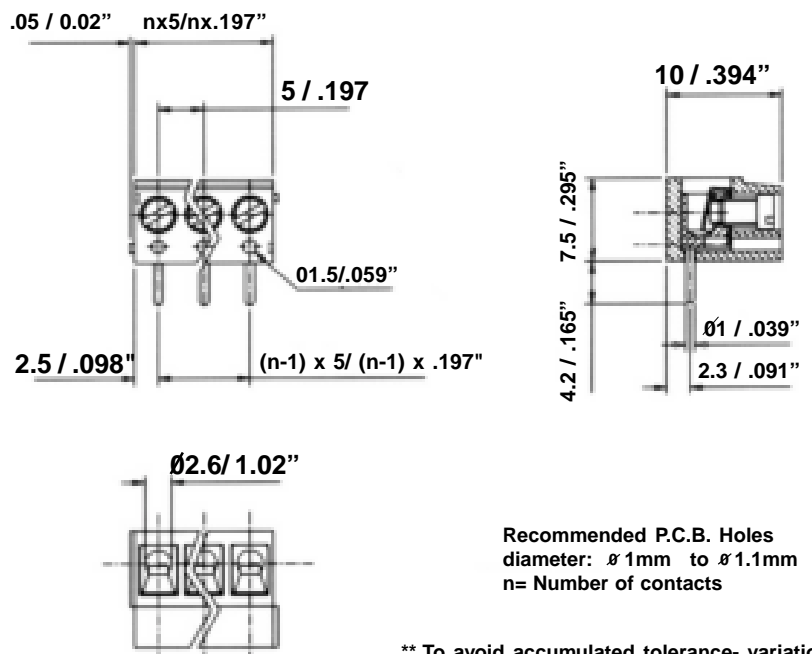

Electrical

- Current rating: 16Amp
- Resistance to Tracking: 5M ohm
- Dielectric Strength: 2500V
- Insulation Withstanding Voltage: AC 1500V/Min
- Rated Voltage: 250V
- Rated Cross section: 1.5mm²
- Rated Cross range With wire guard: 1.5mm²
- Without Wire guard: 2.5mm²
- AWG: 22-14
- Stripping Length: 4.5 - 5mm

Mechanical

- Operating Temp: -30°C +120°C
- Short time Peak Temp: +200°max

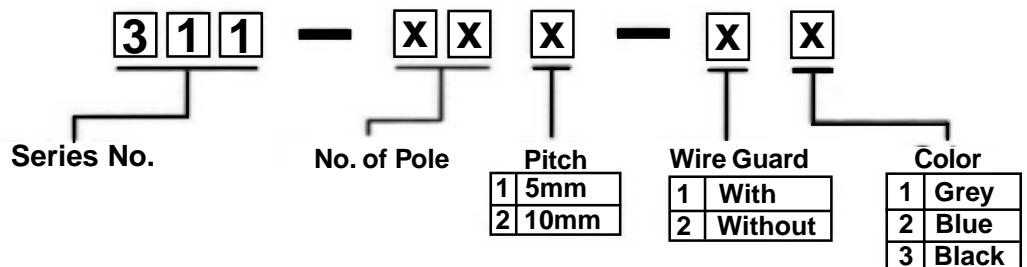
All Specifications can change without notice



Recommended P.C.B. Holes diameter: \varnothing 1mm to \varnothing 1.1mm
n= Number of contacts

** To avoid accumulated tolerance- variations of terminal-Block spacing: Limit the number of contacts to not more than 24 contacts per row

How To Order



MARCO

Series: 375

Terminal Blocks For PC-Boards - Machined Type Insert Front Wire Inlet - Screw On Top Spacing 5mm or 10mm

[Back to index](#)

Technical Data

Materials (block)

- Contact: Brass (Cu Zn)
- (metal housing) CuNi, Tin Plate
- Terminal screw: Steel galvanized & Chromatized
- Wire Guard Cu Sn 6
- Surface of Solder Tail: Tin Plated
- insulator Body Poly Butylene Terephthlene
- (housing) PBT (30% Glass Filled) (UL94V-0)

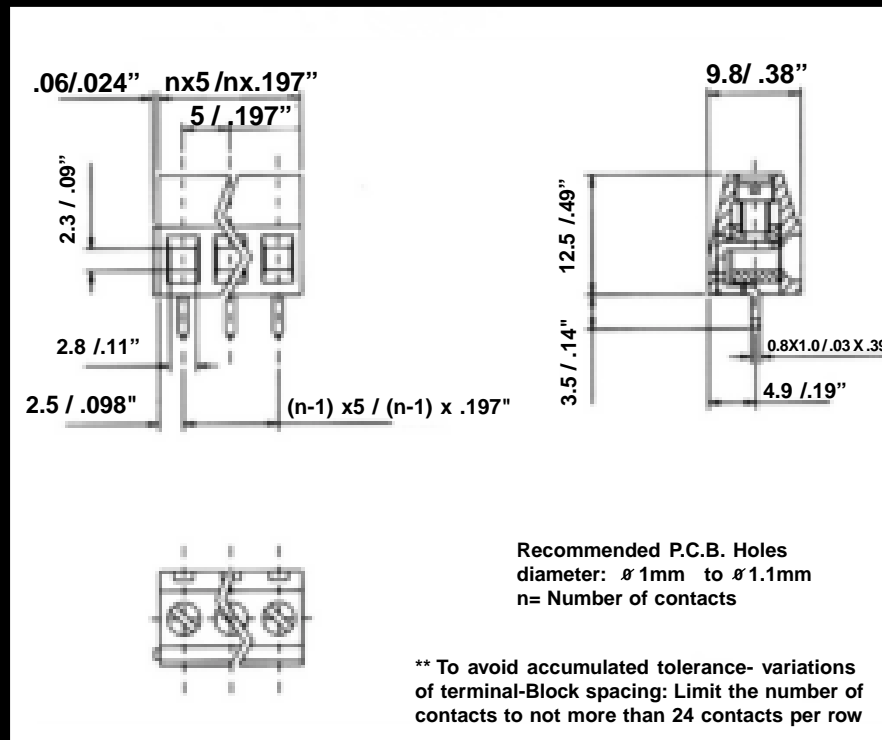

Electrical

- Current rating: 20Amp
- Resistance to Tracking: 5M ohm
- Dielectric Strength: 2500V
- Insulation Withstanding Voltage: AC 1500V/Min
- Rated Voltage: 300V
- Rated Cross section: 2.5mm²
- conductor size: up to 2.5mm²
- AWG: 22-14
- Stripping Length: 6.5 - 7mm

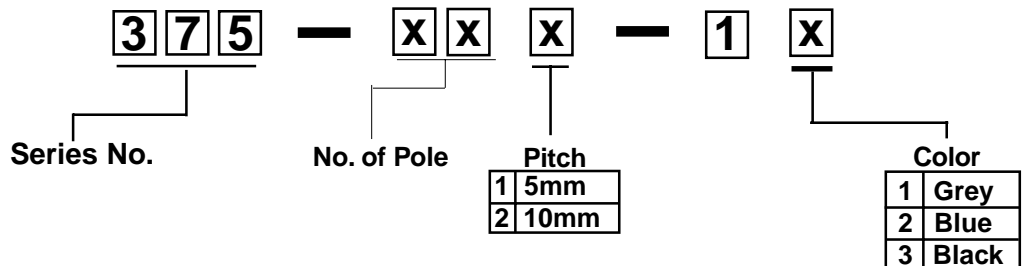
Mechanical

- Operating Temp: -30°C +120°C
- Short time Peak Temp +200°max

All Specifications can change without notice



How To Order



MARCO • 2001-43 SOUTH 29TH STREET • PHILADELPHIA., PA. 19145
 PH: 215.463.2332 • FAX: 215.334.4990 • EMAIL: MARCOMANUF@AOL.COM
 WEB SITE: WWW.MARCOMANUF.COM